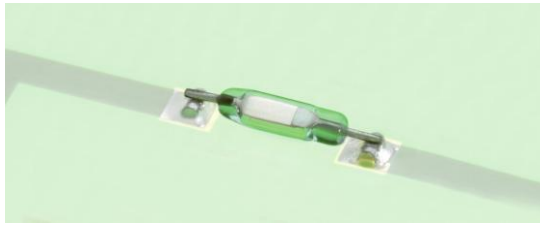


HSR-0025TSM



HSR-0025TSM

Micro SMD Reed Switch

Electrical Characteristics @ 25 °C

Contact form		A
Contact material		Rh
Contact rating max.	W / VA	0.25
Switching voltage max.	VDC	30
	VAC	20
Switching current max.	A	0.01
Carry current max.	A	0.7
Breakdown voltage min.	VDC	80
Contact resistance max. (initial)	mΩ	1000
Insulation resistance min.	Ω	10 ¹¹

Magnetical Characteristics (of unmodified Reed Switch) @ 25 °C

Pull in range available	AT	5 - 15
Drop out min.	AT	1
Test coil	TC	091
Test equipment tolerance	± AT	1

Operating Characteristics @ 25 °C

Switching frequency max.	Hz	900
Resonant frequency typ.	Hz	10000
Operate time max. (incl. bounce)	ms	0.3
Release time max.	ms	0.2

Environmental Characteristics

Operating temperature	°C	-40 to +125
Storage temperature	°C	-40 to +200
Vibration (50-2000 Hz)	g	15
Shock (1/2 sin 11 ms)	g	75

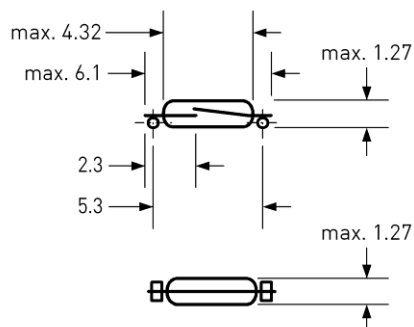
Features

- World's smallest SMD Reed Switch
- Ultra miniature size
- Minimum height above PCB
- hermetically sealed: nC
- Suitable for automated assembly
- Tape & reel packaging upon request
- Various sensitivity ranges available

Approvals



Dimensions in mm



Position of contact blades not defined.

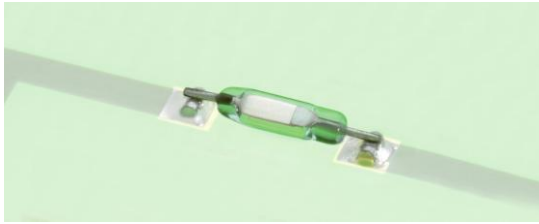
Ordering Information

Packing Unit	200 pcs
Weight per piece	0.01 g
Weight per package	14 g
Standard AT ranges	
	5 to 10 AT
	10 to 15 AT

Ordering example

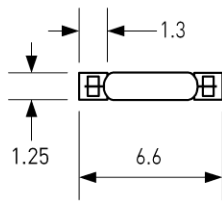
HSR-0025TSM510 describes
HSR-0025TSM with 5 to 10 AT.

HSR-0025TSM

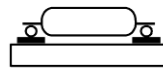


HSR-0025TSM
Micro SMD Reed Switch

Recommended PCB Layout in mm



Pad sizes



Final assembly position



Remarks

When placed onto ferromagnetic parts switching distance of HSR-0025TSM may reduce.

Electromagnetical influences and magnetic fields may change the switching behaviour of the SMD Reed Switch.